

Version	Date	Changes
1.00	15 March 2023	First and Initial version of APIs
1.01	01 April 2023	Add default page at get_transaction API. Add from and to at get_transaction API. Add get_accounts API.
1.02	20 April 2023	Add create_transfer API. Add get_bank_config API. Add get_transfer API. Add update_transfer_queue API. Add update_otp API. Add update_otp2 API.
1.03	27 April 2023	Add check_transaction API. Add redeem_transaction API.
1.04	03 May 2023	Rework check_transaction API
1.05	09 July 2023	Add status to get_bank_config API. Add create_payment_gateway_deposit API. Add check_deposit_status API.
1.06	20 July 2023	Rename Document to Payment Gateway API Document. Reworks all the APIs, rename certain APIs, add Merchant Code requirements to all APIs
1.07	19 Aug 2023	Add ref to create_pg_deposit API. Add logo_url on get_bank_config API. Add Appendix C: Payment Gateway Flow .
1.08	24 Aug 2023	Add callback_url to create_pg_deposit API.
1.09	27 Aug 2023	Add callback_url to create_transfer API.
1.10	01 Oct 2023	Add mandatory for the remark in create_transfer API. Add details for callback in create_pg_deposit and create_transfer APIs
1.11	25 Oct 2023	Add bank_type in create_pg_deposit API. Improve payment gateway flow to accept QR Code.

1.12	05 Nov 2023	Add <code>qrcode_url</code> in <code>get_deposit_accounts</code> API.
1.13	01 Dec 2023	Add <code>create_prompt_pay_qrcode</code> , <code>get_prompt_pay_qrcode_by_uuid</code> and <code>update_prompt_pay_scanned_time</code> API. Add Status Description of Prompt Pay QR Code. Add Callback description for Prompt Pay QR Code. Move Appendix D to Appendix E , add Appendix D as Prompt Pay QR Code Flow .
1.14	11 Dec 2023	Add <code>create_prompt_pay_deposit</code> API. Add more description to Appendix D .
1.15	22 Dec 2023	Limit the amount in <code>create_prompt_pay_qrcode</code> and <code>create_prompt_pay_deposit</code> API to only accept Integer. Add <code>get_balance</code> API.
1.16	30 Dec 2023	Re-allow the amount in <code>create_prompt_pay_qrcode</code> and <code>create_prompt_pay_deposit</code> API to only accept decimal number.
1.17	13 Jan 2024	Added <code>adjustment_amount</code> and <code>total_amount</code> on the Prompt Pay deposit callback.
1.18	14 Jan 2024	Update Prompt Pay deposit callback
1.19	29 Jan 2024	Add <code>account_no</code> in <code>get_deposit_accounts</code> API. Add <code>ref_2</code> in <code>create_prompt_pay_deposit</code> and <code>create_prompt_pay_qrcode</code> API. Add <code>ref_2</code> in prompt pay deposit callback. Add <code>ref_2</code> in <code>create_pg_deposit</code> API. Add <code>ref_2</code> in Payment Gateway Deposit callback. Add <code>remark_2</code> in <code>create_transfer</code> API.
1.20	05 Mar 2024	Add <code>create_true_money_deposit</code> API. Add <code>create_true_money_qrcode</code> API. Add <code>get_true_money_qrcode_by_uuid</code> API. Add <code>update_true_money_scanned_time</code> API.

Payment Gateway API

Note:

The payment gateway and bank robot is designed based on the HTML structure of the banking website during development, it may not work when the site is decided to update its HTML source.

Overview

Domain	https://bank.kissvips.com/	
Base URL	https://bank.kissvips.com/api/	
Merchant Code	<i>To be provided</i>	
API Key	<i>To be provided</i>	

The complete API URL is **[Base URL] + [URL Name]**. Example to perform login, the complete API URL is https://bank.kissvips.com/api/get_transaction.

Every API need to be requested using POST method.

Every API will return the result in JSON format.

Every request needs to append with these parameters:

Table 2: Mandatory Parameters for all API Requests

Parameters	Type	Max Length	Required	Remark
merchant_code	string	16	Yes	The Merchant Code provided
time	float	-	Yes	Current Epoch time when making the request. Each Epoch time must be unique and cannot offset more than 120 seconds. Up to 2 decimal places is allowed.
signature	string	32	Yes	Can be generated using formula: md5(time + api key)

Assume your api_key is **P2B5jwQXiw60I5ic9s8MeWniG1o9GteS** and current Unix Epoch time, time is **1564895669.02**, hence your signature can be obtained using:

```
md5(1564895669.02P2B5jwQXiw60I5ic9s8MeWniG1o9GteS)
```

Result is:

```
dacf1a335219b1a19e8ffc7c4b48d436
```

(Convert to non-capital letter)

Url: create_pg_deposit

This is to create a new deposit via payment gateway. More about payment gateway flow, can refer to **Appendix C: Payment Gateway Flow**.

Request

Parameters	Type	Max Length	Required	Remark
from_bank_config_id	integer	-	Yes	The specific bank id to transfer to. Refer to <code>get_bank_config</code> API.
bank_type	char	1	No	If not provided, will use Personal Account as default. Refer to Appendix A for more details.
amount	float	-	Yes	Must be greater than zero, and less than pre-defined maximum transfer in system.
postback_url	string	512	Yes	The postback URL that will redirect to once the deposit is success or fail.
callback_url	String	512	No	The callback URL that will call once the deposit is success or fail. Please refer to Appendix E for details.
ref	string	128	Yes	Reference for merchant to cross check with back office.
ref_2	string	128	No	Additional Reference if required

Response

Parameters	Remark
status	The status of the request.
token	The unique token for this deposit.
expired_at	The datetime where the token expired

Sample of the responses:

```
{
  "response": {
    "status": "OK",
    "token": "d8b7015803539e9c532c7d16e8658e19",
    "expired_at": "2023-05-15 19:12:37"
  }
}
```


Url: create_prompt_pay_deposit

This is to create a new deposit via Prompt Pay QR Code through payment gateway method. More about Prompt Pay QR Code flow, can refer to **Appendix D: Prompt Pay QR Code Flow**.

Request

Parameters	Type	Max Length	Required	Remark
account_no_list	json	512	No	The array of possible account number that user may use to transfer. e.g.: [6591492367, 0993720453, 1691414538]. The purpose is for the validation if there is multiple transactions with the same amount appear within the time range.
amount	float	-	Yes	Must be greater than zero, and less than pre-defined maximum deposit in system.
postback_url	string	512	Yes	The postback URL that will redirect to once the deposit is scanned.
callback_url	String	512	Yes	The callback URL that will call once the Prompt Pay is verified. Please refer to Appendix E for details.
ref	string	128	Yes	Reference for merchant to cross check with back office.
ref_2	String	128	No	Additional Reference if required

Response

Parameters	Remark
status	The status of the request.
uuid	The unique ID of the request.
redirect_path	The Prompt Pay deposit path to redirected to.

Sample of the responses:

```
{
  "response": {
    "status": "OK",
    "uuid": "e14c4253-e32b-40f8-bda2-36c82e26111e",
    "redirect_path": "http://bank.kissvips.com/pp_redirect?uuid=e14c4253-e32b-40f8-bda2-36c82e26111e"
  }
}
```

Url: create_prompt_pay_qrcode

This is to create a new deposit via Prompt Pay QR Code through merchant own method. More about Prompt Pay QR Code flow, can refer to **Appendix D: Prompt Pay QR Code Flow**.

Request

Parameters	Type	Max Length	Required	Remark
account_no_list	json	512	No	The array of possible account number that user may use to transfer. e.g.: [6591492367, 0993720453, 1691414538]. The purpose is for the validation if there is multiple transactions with the same amount appear within the time range.
amount	float	-	Yes	Must be greater than zero, and less than pre-defined maximum deposit in system.
callback_url	String	512	Yes	The callback URL that will call once the Prompt Pay is verified. Please refer to Appendix E for details.
ref	string	128	Yes	Reference for merchant to cross check with back office.

Response

Parameters	Remark
status	The status of the request.
uuid	The unique ID of the request.
qrcode_path	The image path of the QR Code generated.

Sample of the responses:

```
{
  "response": {
    "status": "OK",
```

```
"uuid": "e14c4253-e32b-40f8-bda2-36c82e26111e",  
"qrcode_path": "http://bank.kissvips.com/path/uuid.png"  
}
```

Url: create_true_money_deposit

This is to create a new deposit via Prompt Pay QR Code through payment gateway method. More about Prompt Pay QR Code flow, can refer to **Appendix F: True Money QR Code Flow**.

Request

Parameters	Type	Max Length	Required	Remark
account_no_list	json	512	No	The array of possible account number that user may use to transfer. e.g.: [6591492367, 0993720453, 1691414538]. The purpose is for the validation if there is multiple transactions with the same amount appear within the time range.
amount	float	-	Yes	Must be greater than zero, and less than pre-defined maximum deposit in system.
postback_url	string	512	Yes	The postback URL that will redirect to once the deposit is scanned.
callback_url	String	512	Yes	The callback URL that will call once the True Money is verified. Please refer to Appendix E for details.
ref	string	128	Yes	Reference for merchant to cross check with back office.
ref_2	String	128	No	Additional Reference if required

Response

Parameters	Remark
status	The status of the request.
uuid	The unique ID of the request.
redirect_path	The True Money deposit path to redirected to.

Sample of the responses:

```
{
  "response": {
    "status": "OK",
    "uuid": "e14c4253-e32b-40f8-bda2-36c82e26111e",
    "redirect_path": "http://bank.kissvips.com/pp_redirect?uuid=e14c4253-e32b-40f8-bda2-36c82e26111e"
  }
}
```

Url: create_true_money_qrcode

This is to create a new deposit via Prompt Pay QR Code through merchant own method. More about Prompt Pay QR Code flow, can refer to **Appendix F: True Money QR Code Flow**.

Request

Parameters	Type	Max Length	Required	Remark
account_no_list	json	512	No	The array of possible account number that user may use to transfer. e.g.: [6591492367, 0993720453, 1691414538]. The purpose is for the validation if there is multiple transactions with the same amount appear within the time range.
amount	float	-	Yes	Must be greater than zero, and less than pre-defined maximum deposit in system.
callback_url	String	512	Yes	The callback URL that will call once the Prompt Pay is verified. Please refer to Appendix E for details.
ref	string	128	Yes	Reference for merchant to cross check with back office.

Response

Parameters	Remark
status	The status of the request.
uuid	The unique ID of the request.
qrcode_path	The image path of the QR Code generated.

Sample of the responses:

```
{
  "response": {
    "status": "OK",
```

```
"uuid": "e14c4253-e32b-40f8-bda2-36c82e26111e",  
"qrcode_path": "http://bank.kissvips.com/path/uuid.png"  
}
```


Url: create_transfer

This is to create a new transfer, after created, the default status will be “Pending”.

More about transfer’s status can refer to **Appendix A: Transfer Status**.

Request

Parameters	Type	Max Length	Required	Remark
to_bank_id	integer	-	Yes	The specific bank id to transfer to. Refer to <code>get_bank_config</code> API.
to_account_no	integer	128	Yes	The account no of the bank to transfer
amount	float	-	Yes	Must be greater than zero, and less than pre-defined maximum transfer in system.
remark	string	128	Yes	Any transaction remark
remark_2	string	128	No	Additional remark if required
callback_url	String	512	No	The callback URL that will call once the transfer is success or fail. Please refer to Appendix E for details.

Response

Parameters	Remark
status	The status of the request.
transfer_id	The unique ID of this transfer.

Sample of the responses:

```
{  
  "response": {  
    "status": "OK",  
    "transfer_id": 2  
  }  
}
```

Url: get_balance

Request

Parameters	Type	Max Length	Required	Remark
-	-	-	-	-

Response

Parameters	Remark
status	The status of the request.
balance	The balance information
amount	The balance of the merchant
last_updated_at	The last updated date of the merchant balance

Sample of the responses:

```
{
  "response": {
    "status": "OK",
    "balance": {
      "amount": "0.00",
      "last_updated_at": "2023-12-20T20:07:29.000000Z"
    }
  }
}
```

Url: get_bank_config

Request

Parameters	Type	Max Length	Required	Remark
-	-	-	-	-

Response

Parameters	Remark
status	The status of the request.
accounts	The list of the available banks in the system.
id	The unique ID of bank
code	The unique code of bank
name	The name of bank
logo_url	The url of Bank Logo
status	The status of the bank, details refer to Appendix A: Bank Config Status

Sample of the responses:

```
{
  "response": {
    "status": "OK",
    "accounts": [
      {
        "id": 1,
        "code": "002",
        "name": " BANGKOK BANK PUBLIC COMPANY LTD.",
        "logo_url": " https://bank.kissvips.com/path/name.png",
        "status": "D"
      }
    ]
  }
}
```

```
},  
{  
  "id": 2,  
  "code": "004",  
  "name": " KASIKORNBANK",  
  "status": "A"  
},  
{...}  
]  
}  
}
```

Sample of the responses:

```
{
  "response": {
    "status": "OK",
    "deposit": {
      "token": "d464368f434355bf3f8a2298df32ff6c",
      "is_token_used": 1,
      "token_expired_at": "2023-05-13T14:10:41.000000Z",
      "token_used_at": "2023-05-13T13:55:54.000000Z",
      "amount": "10.0000",
      "created_at": "2023-05-13T13:55:41.000000Z",
      "error_message": "Transfer Error",
      "status": "E"
    }
  }
}
```

Url: get_deposit

This is to get the deposit record with the provided detail (if exists).

Request

Parameters	Type	Max Length	Required	Remark
from_bank_id	integer	-	Yes	The specific bank id of the player's bank. Refer to get_bank_config API.
from_bank_account_name	string	128	Yes	The account name of player's bank
from_bank_account_no	string	128	Yes	The account no of player's bank
amount	float	-	Yes	Must be a numeric number.

Response

Parameters	Remark
status	The status of the request.
deposits	The overall information of the deposit. (If exist)
id	The unique ID of deposit transaction
bank_id	The unique bank ID of the deposit transaction
bank_account_id	The unique bank account ID of the deposit transaction
datetime	The date time of the deposit transaction
amount	The amount of the deposit transaction
description	The description of the deposit transaction
from_bank_id	The Bank ID of the originated bank
from_account_name	The Account name of the originated bank
from_account_no	The Account no of the originated bank
crawl_id	The unique crawl ID for the deposit transaction
is_redeemed	0 or 1. Indicate the deposit transaction is redeemed or not.

Sample of the responses:

```
{
  "response": {
    "status": "OK",
    "deposits": [
      {
        "id": 143,
        "bank_id": 2,
        "bank_account_id": 2,
        "datetime": "2023-03-15 23:20:00",
        "amount": "50.0000",
        "description": "กรุงไทย (KTB) /X434783",
        "from_bank_id": null,
        "from_account_name": "",
        "from_account_no": "X434783",
        "crawl_id": 13,
        "is_redeemed": 0
      }
    ]
  }
}
```


Url: get_deposit_accounts**Request**

Parameters	Type	Max Length	Required	Remark
-	-	-	-	-

Response

Parameters	Remark
status	The status of the request.
accounts	The list of the active accounts that available in the system.
id	The unique ID of bank account
bank_name	The bank name of the account
account_username	The username of the account
qrcode_url	The URL of the qrcode, if any.

Sample of the responses:

```
{
  "response": {
    "status": "OK",
    "accounts": [
      {
        "id": 1,
        "bank_name": "KBank",
        "account_username": "FIFA007",
        "qrcode_url": "http://ldusk.local:8080/img/no-image.jpg"
      },
      {
        "id": 2,
```

```
"bank_name": "SCB",  
"account_username": "Nopa7878",  
"qrcode_url": "http://ldusk.local:8080/img/no-image.jpg"  
}  
]  
}  
}
```

Url: get_pg_deposit_by_token

This is to check the status of the payment gateway deposit created.

Request

Parameters	Type	Max Length	Required	Remark
token	string	32	Yes	The specific token obtains after initial the payment gateway deposit.

Response

Parameters	Remark
status	The status of the request.
deposit	The overall information of the deposit. (if exist)
token	The token of the deposit, obtained from <code>create payment gateway deposit API</code> .
is_token_used	The indicator if the token is used, 0 = no used, 1 = used.
token_expired_at	The token expiry date
token_used_at	The date time token being used
amount	The amount of the deposit
created_at	The date time that the deposit is created
error_message	The error message of the current deposit, if any.
status	The current status of the deposit, refer to Appendix A for more details.

Url: get_prompt_pay_qrcode_by_uuid**Request**

Parameters	Type	Max Length	Required	Remark
uuid	string	-	Yes	The unique ID for the Prompt Pay QR Code. Refer to <code>create_prompt_pay_qrcode</code> API.

Response

Parameters	Remark
status	The status of the request.
prompt_pay_qrcode	The detail of the Prompt Pay QR Code
uuid	The unique ID of Prompt Pay QR Code
qrcode_path	The image path of the generated Prompt Pay QR Code.
amount	The amount of the Prompt Pay QR Code
ref	The ref sent by merchant
account_no_list	The account number list sent by merchant
callback_url	The callback URL sent by merchant
postback_url	The postback URL sent by merchant
status	The status of the Prompt Pay QR Code. More about transfer's status can refer to Appendix A: Prompt Pay QR Code Status .
created_at	The datetime where the Prompt Pay QR Code is created.
scanned_at	The datetime where the Prompt Pay QR Code is scanned.
verified_at	The datetime where the Prompt Pay QR Code is verified.

Sample of the responses:

```
{
  "response": {
    "status": "OK",
    "prompt_pay_qrcode": {
      "uuid": "e14c4253-e32b-40f8-bda2-36c82e26111e",
      "qrcode_path": "http://bank.kissvip.club/path/uuid.png",
      "amount": "1.00",
      "ref": "ref",
      "account_no_list": "[123, 456]",
      "callback_url": "http://bank.kissvip.club",
      "postback_url": "http://bank.kissvip.club",
      "status": "C",
      "created_at": "2023-11-30T17:24:07.000000Z",
      "scanned_at": null,
      "verified_at": null
    }
  }
}
```

Url: get_true_money_qrcode_by_uuid**Request**

Parameters	Type	Max Length	Required	Remark
uuid	string	-	Yes	The unique ID for the Prompt Pay QR Code. Refer to <code>create_true_money_qrcode</code> API.

Response

Parameters	Remark
status	The status of the request.
true_money_qrcode	The detail of the True Money QR Code
uuid	The unique ID of True Money QR Code
qrcode_path	The image path of the generated True Money QR Code.
amount	The amount of the True Money QR Code
ref	The ref sent by merchant
account_no_list	The account number list sent by merchant
callback_url	The callback URL sent by merchant
postback_url	The postback URL sent by merchant
status	The status of the True Money QR Code. More about transfer's status can refer to Appendix A: True Money QR Code Status .
created_at	The datetime where the True Money QR Code is created.
scanned_at	The datetime where the True Money QR Code is scanned.
verified_at	The datetime where the True Money QR Code is verified.

Sample of the responses:

```
{
  "response": {
    "status": "OK",
    "true_money_qrcode": {
      "uuid": "e14c4253-e32b-40f8-bda2-36c82e26111e",
      "qrcode_path": "http://bank.kissvip.club/path/uuid.png",
      "amount": "1.00",
      "ref": "ref",
      "account_no_list": "[123, 456]",
      "callback_url": "http://bank.kissvip.club",
      "postback_url": "http://bank.kissvip.club",
      "status": "C",
      "created_at": "2023-11-30T17:24:07.000000Z",
      "scanned_at": null,
      "verified_at": null
    }
  }
}
```

Url: `get_transfer_by_id`

Request

Parameters	Type	Max Length	Required	Remark
transfer_id	integer	-	Yes	The unique ID for the transfer. Refer to <code>create_transfer</code> API.

Response

Parameters	Remark
status	The status of the request.
transfer	The detail of the transfer
id	The unique ID of transaction
created_at	The datetime of the transfer being created
bank_config_id	The unique ID of the bank to transfer to
to_bank	The name of the bank to transfer to
to_account	The account no of the bank to transfer to
amount	The amount of the transfer
remark	The remark of the transfer
status	The status of the transfer. More about transfer's status can refer to Appendix A: Transfer Status .

Sample of the responses:

```
{
  "response": {
    "status": "OK",
    "transfer": [
      {
        "id": 3,
        "datetime": "2023-04-05T15:06:37.000000Z",
        "bank_config_id": 2,
        "to_bank": "KASIKORNBANK",
        "to_account": "1463915322",
        "amount": "5.0000",
        "remark": "T1",
        "status": "S"
      }
    ]
  }
}
```

Url: redeem_deposit

Redeem the selected deposit, it will update the redeem status from 0 to 1.

Request

Parameters	Type	Max Length	Required	Remark
deposit_id	integer	-	Yes	The deposit transaction ID obtained from get_deposit API.

Response

Parameters	Remark
status	The status of the request.
deposit	The overall information of the deposit transaction. (If exist)
id	The unique ID of deposit transaction
bank_id	The unique bank ID of the deposit transaction
bank_account_id	The unique bank account ID of the deposit transaction
datetime	The date time of the deposit transaction
amount	The amount of the deposit transaction
description	The description of the deposit transaction
crawl_id	The unique crawl ID for the deposit transaction
is_redeemed	0 or 1. Indicate the deposit transaction is redeemed or not.

Sample of the responses:

```
{
```

```
"response": {
  "status": "OK",
  "deposit": {
    "id": 710,
    "bank_id": 3,
    "bank_account_id": 5,
    "datetime": "2023-03-21 16:00:00",
    "amount": "20.0000",
    "description": "SCB\nFrom Acc No. : X517188\nRef. No. : 1402517188",
    "crawl_id": 27,
    "is_redeemed": 1
  }
}
```

Url: update_prompt_pay_scanned_time

Update the scanned time for selected Prompt Pay Deposit, update after user had made the Prompt Pay transfer. System will then proceed to verify the transaction between the created time and scanned time.

Request

Parameters	Type	Max Length	Required	Remark
uuid	string	-	Yes	The UUID obtained from create_prompt_pay_qrcode API.

Response

Parameters	Remark
status	The status of the request.
prompt_pay_qrcode	The detail of the Prompt Pay QR Code
uuid	The unique ID of Prompt Pay QR Code
qrcode_path	The image path of the generated Prompt Pay QR Code.
amount	The amount of the Prompt Pay QR Code
ref	The ref sent by merchant
account_no_list	The account number list sent by merchant
callback_url	The callback URL sent by merchant
status	The status of the Prompt Pay QR Code. More about transfer's status can refer to Appendix A: Prompt Pay QR Code Status .
created_at	The datetime where the Prompt Pay QR Code is created.
scanned_at	The datetime where the Prompt Pay QR Code is scanned.
verified_at	The datetime where the Prompt Pay QR Code is verified.

Sample of the responses:

```
{
  "response": {
    "status": "OK",
    "prompt_pay_qrcode": {
      "uuid": "e14c4253-e32b-40f8-bda2-36c82e26111e",
      "qrcode_path": "http://bank.kissvip.club/path/uuid.png",
      "amount": "1.00",
      "ref": "ref",
      "account_no_list": "[123, 456]",
      "callback_url": "http://bank.kissvip.club",
      "status": "S",
      "created_at": "2023-11-30T17:24:07.000000Z",
      "scanned_at": "2023-11-30T17:25:07.000000Z",
      "verified_at": null
    }
  }
}
```

Url: update_true_money_scanned_time

Update the scanned time for selected True Money Deposit, update after user had made the True Money transfer. System will then proceed to verify the transaction between the created time and scanned time.

Request

Parameters	Type	Max Length	Required	Remark
uuid	string	-	Yes	The UUID obtained from create_true_money_qrcode API.

Response

Parameters	Remark
status	The status of the request.
true_money_qrcode	The detail of the True Money QR Code
uuid	The unique ID of True Money QR Code
qrcode_path	The image path of the generated True Money QR Code.
amount	The amount of the True Money QR Code
ref	The ref sent by merchant
account_no_list	The account number list sent by merchant
callback_url	The callback URL sent by merchant
status	The status of the True Money QR Code. More about transfer's status can refer to Appendix A: True Money QR Code Status .
created_at	The datetime where the True Money QR Code is created.
scanned_at	The datetime where the True Money QR Code is scanned.
verified_at	The datetime where the True Money QR Code is verified.

Sample of the responses:

```
{
  "response": {
    "status": "OK",
    "true_money_qrcode": {
      "uuid": "e14c4253-e32b-40f8-bda2-36c82e26111e",
      "qrcode_path": "http://bank.kissvip.club/path/uuid.png",
      "amount": "1.00",
      "ref": "ref",
      "account_no_list": "[123, 456]",
      "callback_url": "http://bank.kissvip.club",
      "status": "S",
      "created_at": "2023-11-30T17:24:07.000000Z",
      "scanned_at": "2023-11-30T17:25:07.000000Z",
      "verified_at": null
    }
  }
}
```

Appendix A

Transfer Status

Code	Name
P	Pending
Q	Queue
S	Success
F	Failed
R *	Running

*** Not using at this moment**

Deposit Status

Code	Name
C	Deposit Just Created
W	Waiting to Login
L	Client Logged In
B	Bot Logged In
O	Waiting OTP #1
I	Client Entered OTP #1
T	Waiting OTP #2
N	Client Entered OTP #2
S	Success
E	Error

Bank Config Status

Code	Name
A	Active
D	Disabled

Bank Type

Code	Name
P	Personal Account
B	Business Account

Prompt Pay QR Code Status

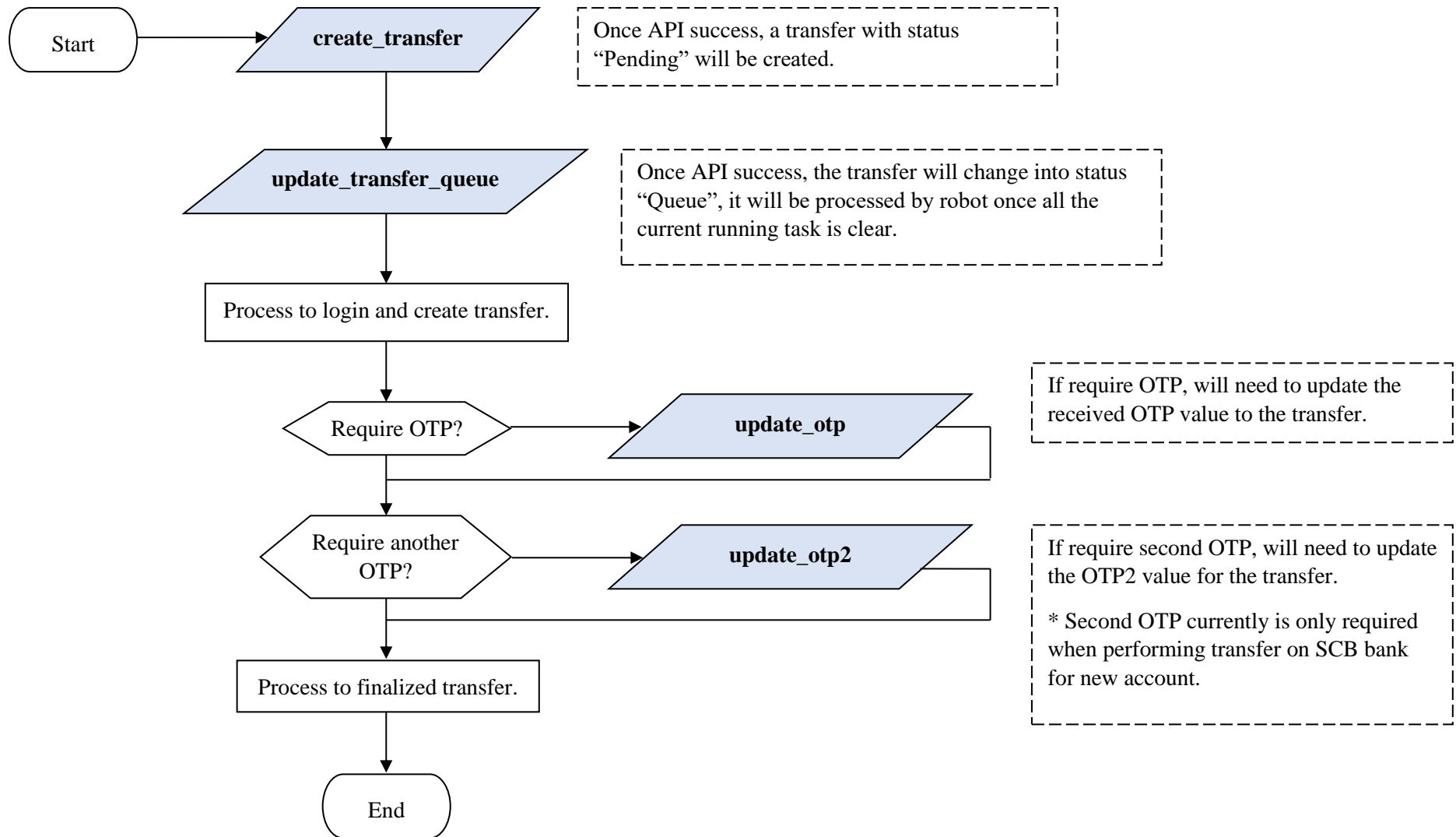
Code	Name
C	Created
S	Scanned
V	Verified

True Money QR Code Status

Code	Name
C	Created
S	Scanned
V	Verified

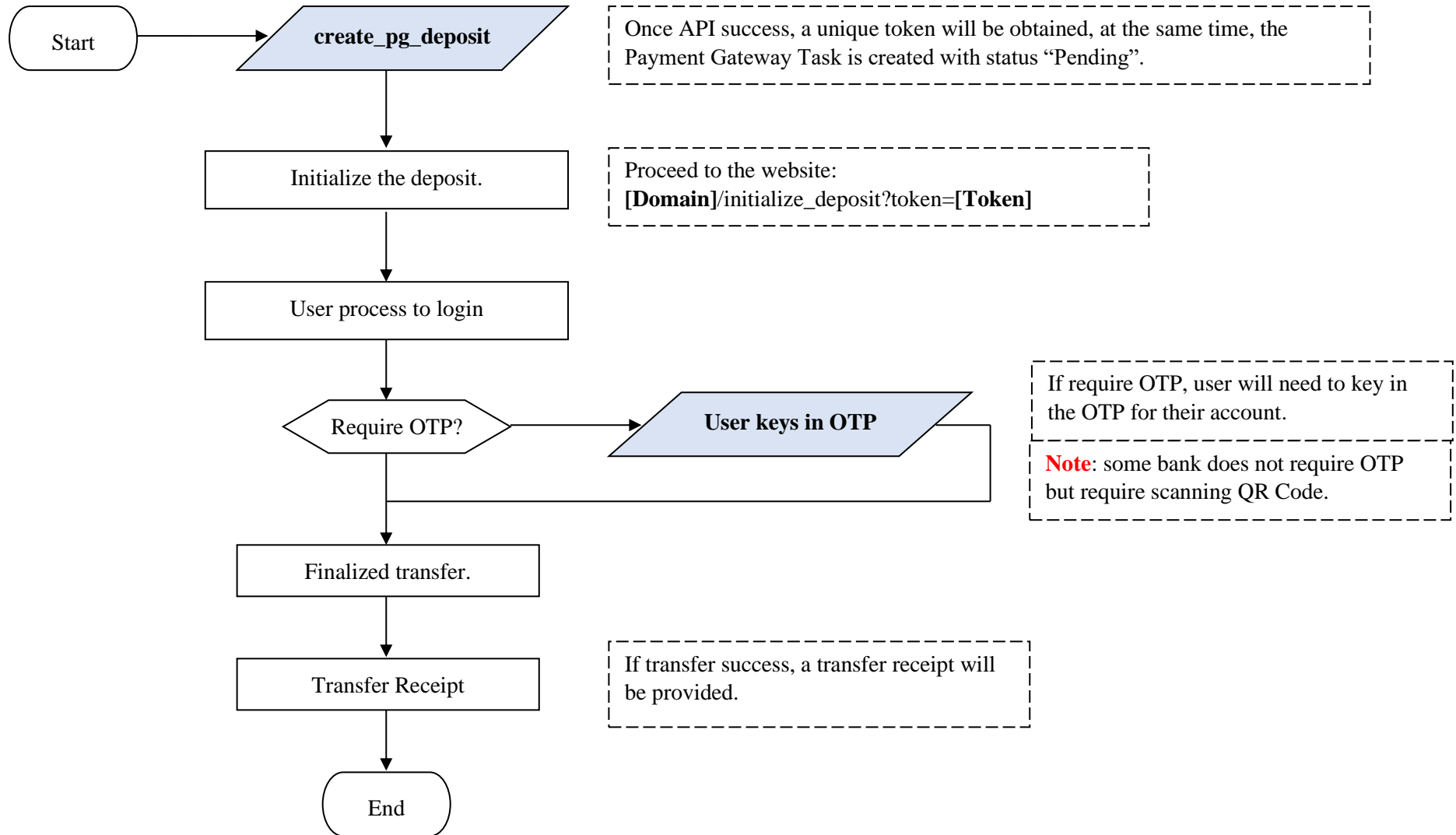
Appendix B

Transfer flow (**Obsoluted**)



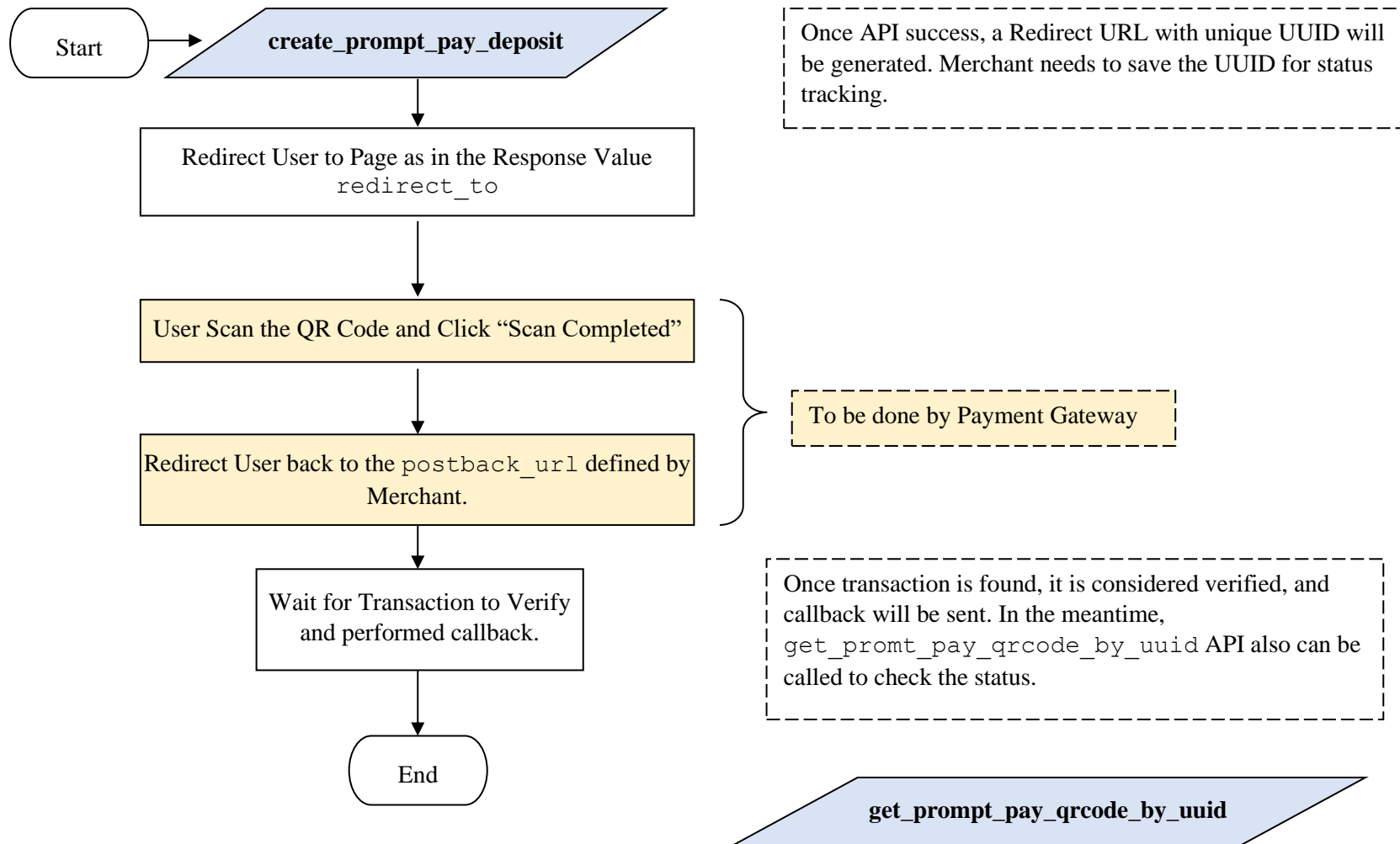
Appendix C

Payment Gateway Flow

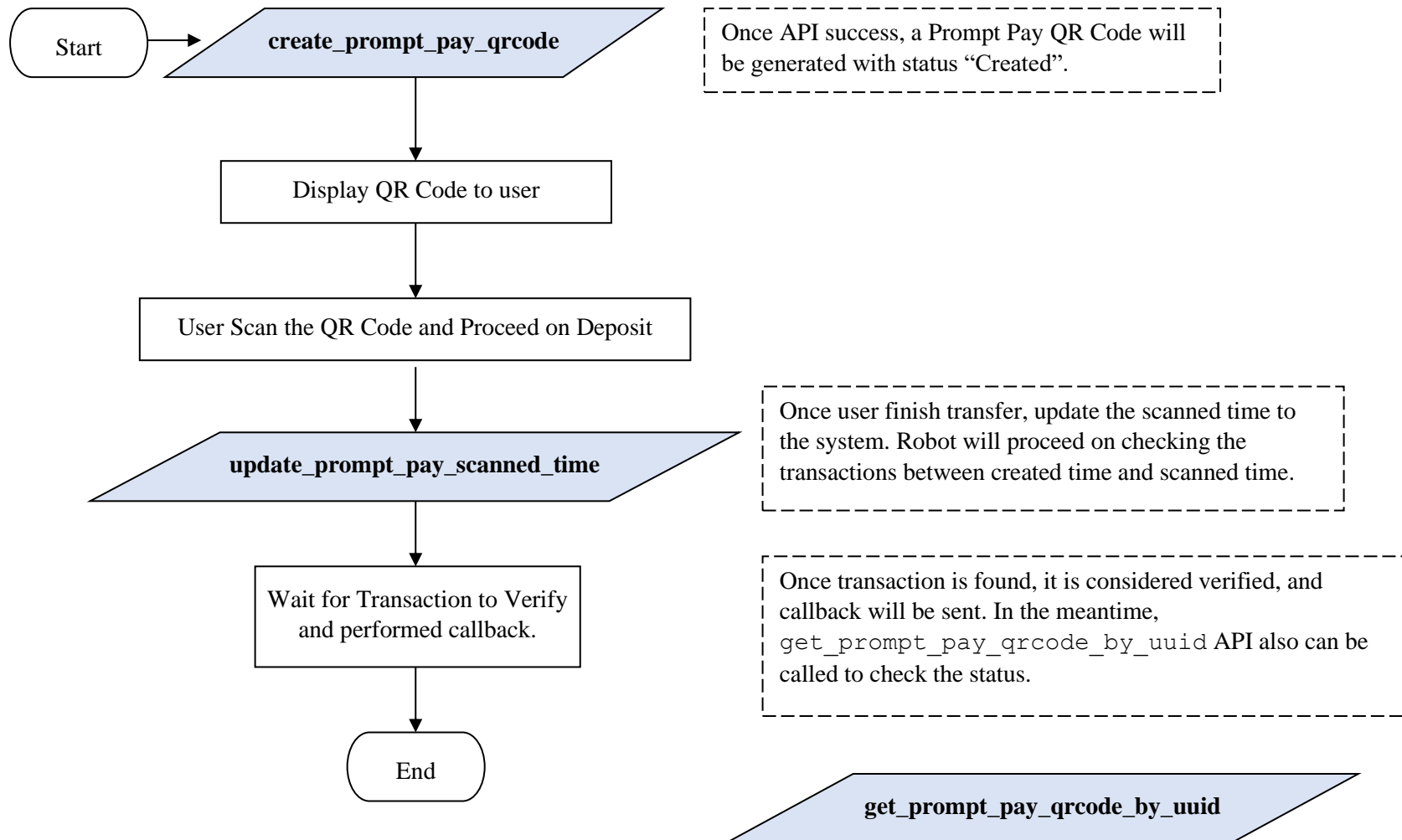


Appendix D

Prompt Pay QR Code Deposit flow (Payment Gateway Method)



Prompt Pay QR Code Deposit flow (Merchant Own Method)



Appendix E

Transfer Call Back

A POST request will be sent to the URL specified by the `callback_url` param during the `create_transfer` API.

The call back will only send on every status changes. No response is needed for the call back.

The details of the call back are as follows:

Trigger Time	Format	Response Required
When the transfer is started	<pre>{ "transfer_id":2, "amount":3000, "status":"S" }</pre>	N/A
When the transfer encounter error during the process		
When the transfer is completed (either success or fail)		

Payment Gateway Deposit Call Back

A POST request will be sent to the URL specified by the `callback_url` param during the `create_pg_deposit` API.

The call back will only send ONCE, and no response is needed for the call back.

The details of the call back are as follows:

Trigger Time	Format	Response Required
When the deposit is started	<pre>{ "deposit_id": 2, "token": "209bd21457c9916e5eed1e7420468f87", "signature": "a6996c12174381e363c06445ae05d4f9", "amount": "3000", "ref": "Testing", "ref_2": "Testing", "status": "S", "error_message": "" }</pre>	N/A
When the deposit encounter error during the process		
When the deposit is completed (either success or fail)		

Prompt Pay QR Code Deposit Call Back

A POST request will be sent to the URL specified by the `callback_url` param during the `create_prompt_pay_qrcode` API.

The call back will only send ONCE, and no response is needed for the call back.

The details of the call back are as follows:

Trigger Time	Format	Response Required
When the Prompt Pay QR Code deposit is successfully verified.	<pre>{ "uuid": "e14c4253-e32b-40f8-bda2-36c82e26111e", "deposit_amount": "1.00", "adjustment": "0.01", "amount": "1.01", "ref": "ref", "ref_2": "ref_2", "status": "V", "created_at": "2023-11-30T17:24:07.000000Z", "scanned_at": "2023-11-30T17:25:07.000000Z", "verified_at": "2023-11-30T17:26:07.000000Z" }</pre>	N/A

True Money QR Code Deposit Call Back

A POST request will be sent to the URL specified by the `callback_url` param during the `create_true_money_qrcode` API.

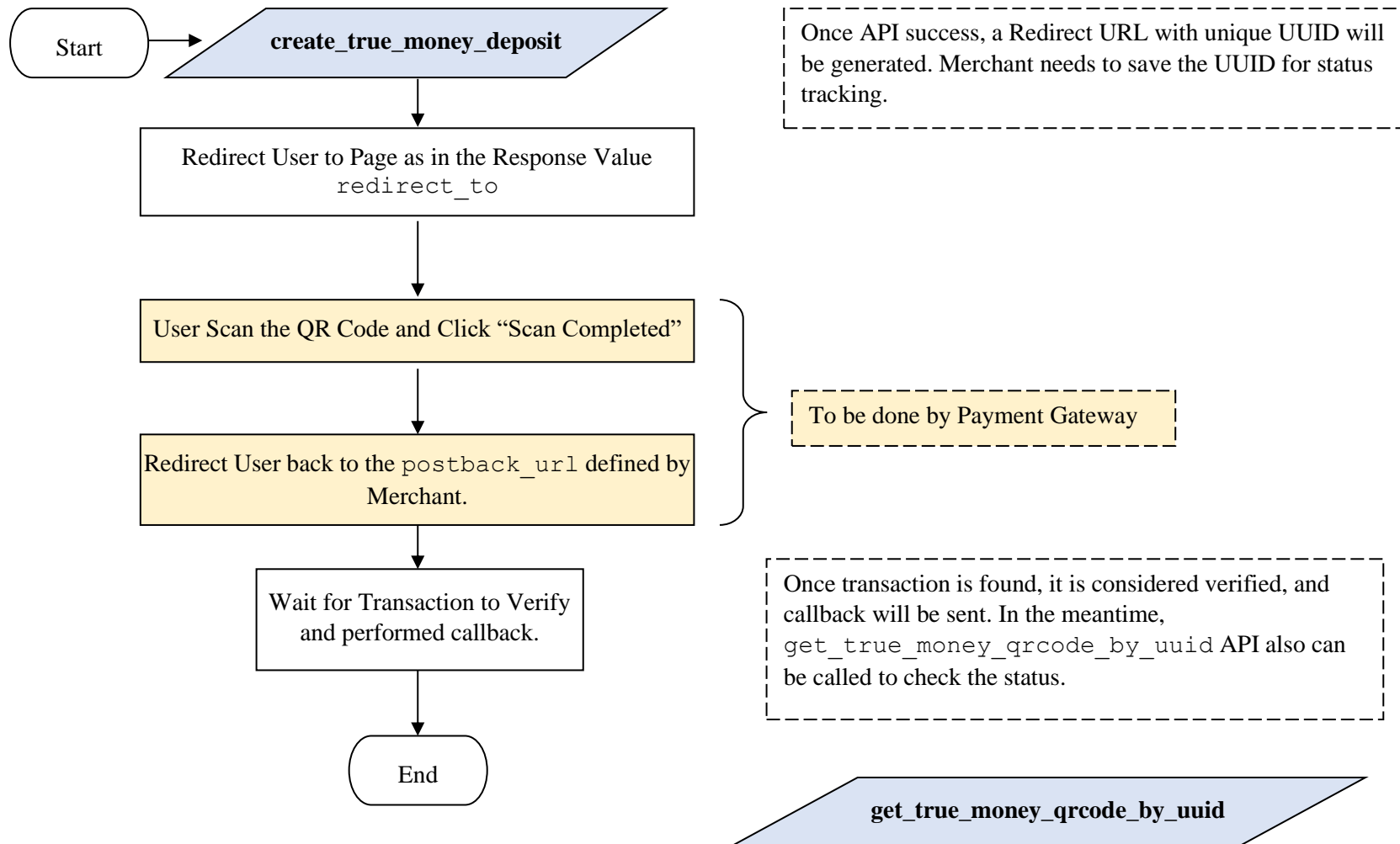
The call back will only send ONCE, and no response is needed for the call back.

The details of the call back are as follows:

Trigger Time	Format	Response Required
When the True Money QR Code deposit is successfully verified.	<pre>{ "uuid": "e14c4253-e32b-40f8-bda2-36c82e26111e", "deposit_amount": "1.00", "adjustment": "0.01", "amount": "1.01", "ref": "ref", "ref_2": "ref_2", "status": "V", "created_at": "2023-11-30T17:24:07.000000Z", "scanned_at": "2023-11-30T17:25:07.000000Z", "verified_at": "2023-11-30T17:26:07.000000Z" }</pre>	N/A

Appendix F

True Money QR Code Deposit flow (Payment Gateway Method)



True Money QR Code Deposit flow (Merchant Own Method)

